




Get the RAP

- **Economical**
- **Easy Installation**
- **Innovative Design**
- **No Mechanical Parts**
- **Assembled in the USA**
- **Dampens Light and Sound**
- **Compliant with National and State Building Codes**

The gap under the door doesn't cut it anymore! Closing the bedroom door can cause mold growth. Tamarack's Return Air Pathway (R.A.P.) provides air pressure relief between rooms. The R.A.P. improves air flow and the efficiency of your HVAC system. The interior baffle mitigates noise and light. Each R.A.P. is complete with two attractive white grilles and can be ordered for new or existing construction.



320 Main Street • Buzzards Bay, Ma 02532
508-759-4660 / 800-222-5932 / Fax 508-759-6001


P/N RAP.1

320 Main Street • Buzzards Bay, Ma 02532
508-759-4660 / 800-222-5932 / Fax 508-759-6001


www.tamtech.com



The **RAP** Return Air Pathway



*Balances Pressure,
Prevents Mold
and Mildew!*



320 Main Street • Buzzards Bay, Ma 02532
508-759-4660 / 800-222-5932 / Fax 508-759-6001

You Can't Beat the RAP for Healthy Air Pressure Balance!



Simple Pressure Imbalance Encourages Mold Growth

Closing the bedroom door can cause mold growth! The closed door will cause a pressure imbalance on your air conditioning system preventing air in the hallway from easily flowing back to the handler. The system tries to compensate by drawing more air from the hallway. Hot, humid air leaks down, moisture condenses and mold thrives.

Pressure Imbalance Doesn't Take Much!


It is remarkable how small the pressure imbalance needs to be. A pressure difference as small as 2.5 Pascals can cause a problem. 2.5 Pascals is less than one bubble in a sparkling drink, but over time this pressure imbalance builds up working your HVAC system harder, compromising comfort and health. The R.A.P. resolves the problem by providing an easy path for the air to move through the wall, eliminating the pressure imbalance.



One Piece Frame for New Construction.

RAP Specifications

R.A.P. Sizes	Rough Opening	Flange Dimensions	Grille Dimensions	Air Flow @ 2.5 Pascals
R.A.P.12.4	12"x4"	14"x6"	13 3/4"x5 1/4"	48 CFM
R.A.P. 12.6	12"x6"	14"x8"	13 3/4"x7 1/4"	69 CFM
R.A.P. 14.8	14"x8"	16"x10"	15 3/4"x9 1/4"	109 CFM
R.A.P. 12.12	12"x12"	14"x14"	13 3/4"x13 3/4"	127 CFM



Telescoping Frame for Existing Construction.

- ✓ All new construction models include a sheetrock flange.
- ✓ The depth between the flanges is 3 1/2".
- ✓ The overall depth is 4 5/8".
- ✓ Each unit comes with a pair of white grilles.



320 Main Street • Buzzards Bay, Ma 02532
508-759-4660 / 800-222-5932 / Fax 508-759-6001

www.tamtech.com

Tamarack Technologies, Inc.

Retrofit models are available in the same sizes as the new construction models. The retrofit models have two telescoping pieces that install from each side of a wall and do not include the sheetrock flange.

Get the RAP

• Economical

• Easy Installation

• Innovative Design

• No Mechanical Parts

• Assembled in the USA

• Dampens Light and Sound

• Compliant with National and State Building Codes

