



Elite 7W 12V MR16

The same performance that you have come to expect in TCP PAR lamps, can now be found in our LED MR16s – The perfect replacement for 50 watt halogen.

Limitless options for the following applications:

- Track Lights
- Recessed Downlights
- Display Lights
- Outdoor Fixtures (That Protect from Elements)

Great features and benefits:

- Energy Efficient: 80% more efficient than halogen.
- Replaces 50W Halogen.
- Excellent CBCP and Beam Quality.
- Long life: 25,000 hours (lasts at least 12 times longer than halogen.)
- ROI < 1 year.
- Excellent Color consistency and high color rendering (CRI).
- Smooth, Uniform Dimming.



7W 12V MR16



TCP

325 Campus Dr. | Aurora, Ohio 44202 | P: 800-324-1496 | tcp.com

©TCP JULY 2014/53172





ELITE Series

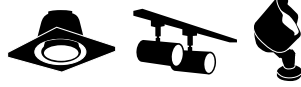
LED Dimmable 7W 12V MR16 Lamp

LED Dimmable MR16 25,000 Hours average rated life, 12 Volts


Applications:

Ideal for dimmable MR16 flood and spot applications.

- + Track Lights
- + Recessed Downlights
- + Display Lights
- + Outdoor Fixtures that Protect Lamps from the Elements





Features	Benefits
High lumen output	Replaces 50W halogen MR16
Up to 85% less energy than halogen alternatives	Instant energy savings
Smooth, uniform dimming	Set the perfect mood & atmosphere
Long life	Minimizes replacement and maintenance costs
Very low heat generation	Perfect for sensitive display lighting such as art galleries.
Excellent Color Consistency and CRI	Enhances colors of focal point while maintaining uniformity throughout lighting installation from lamp to lamp.
Low weight	Track or down light installations are not strained by excess weight.
Shatter resistant	Lower the risk of injury and breakage



Specifications

Input Line Voltage:	12V
Input Power	7W
Input Line Frequency	50/60Hz
Lamp Life (Rated)	25,000 hrs
Minimum Starting Temp	-30°C
Maximum Operating Temp	40°C
CCT	24K, 27K, 30K, 41K
CRI	82
Beam Angles	20° & 40°



Warranties and Certifications:	Item #	Description	Voltage	Wattage	Replacement	Lumens	LPW	CBCP est.	Beam Angle	CCT	CRI	CRI	M.O.L. (inches)	Diameter (inches)	Case Quantity	
 5 YEAR WARRANTY	50W Elite MR16															
		LED712VMR16V24KNFL	Dimmable 7W 12V MR16 - 2400K, 20°	12	7	50	450	64.3	2802	20	2400K	82	>0	2	2	12
		LED712VMR16V24KFL	Dimmable 7W 12V MR16 - 2400K, 40°	12	7	50	450	64.3	898	40	2400K	82	>0	2	2	12
		LED712VMR16V27KNFL	Dimmable 7W 12V MR16 - 2700K, 20°	12	7	50	500	71.4	3796	20	2700K	82	>0	2	2	12
		LED712VMR16V27KFL	Dimmable 7W 12V MR16 - 2700K, 40°	12	7	50	500	71.4	1057	40	2700K	82	>0	2	2	12
		LED712VMR16V30KNFL	Dimmable 7W 12V MR16 - 3000K, 20°	12	7	50	500	71.4	3796	20	3000K	82	>0	2	2	12
		LED712VMR16V30KFL	Dimmable 7W 12V MR16 - 3000K, 40°	12	7	50	500	71.4	1057	40	3000K	82	>0	2	2	12
		LED712VMR16V41KNFL	Dimmable 7W 12V MR16 - 4100K, 20°	12	7	50	525	75.0	3796	20	4100K	82	>0	2	2	12
	LED712VMR16V41KFL	Dimmable 7W 12V MR16 - 4100K, 40°	12	7	50	525	75.0	1057	40	4100K	82	>0	2	2	12	
Specification Notes:	50W Designer Elite MR16															
		LED712VMR16824KNFL	Dimmable 7W 12V MR16 - 2400K, 20°	12	7	50	450	64.3	2802	20	2400K	82	>0	2	2	12
		LED712VMR16824KFL	Dimmable 7W 12V MR16 - 2400K, 40°	12	7	50	450	64.3	898	40	2400K	82	>0	2	2	12
		LED712VMR16827KNFL	Dimmable 7W 12V MR16 - 2700K, 20°	12	7	50	500	71.4	3296	20	2700K	82	>0	2	2	12
		LED712VMR16827KFL	Dimmable 7W 12V MR16 - 2700K, 40°	12	7	50	500	71.4	1057	40	2700K	82	>0	2	2	12
		LED712VMR16830KNFL	Dimmable 7W 12V MR16 - 3000K, 20°	12	7	50	500	71.4	3296	20	3000K	82	>0	2	2	12
		LED712VMR16830KFL	Dimmable 7W 12V MR16 - 3000K, 40°	12	7	50	500	71.4	1057	40	3000K	82	>0	2	2	12
		LED712VMR16841KNFL	Dimmable 7W 12V MR16 - 4100K, 20°	12	7	50	525	75.0	3296	20	4100K	82	>0	2	2	12
	LED712VMR16841KFL	Dimmable 7W 12V MR16 - 4100K, 40°	12	7	50	525	75.0	1057	40	4100K	82	>0	2	2	12	
	50W Designer Elite High CRI MR16															
		LED712VMR16924KNFL	Dimmable 7W 12V MR16 - 2400K, 20° 9050	12	7	50	383	54.6	2381	20	2400K	92	>50	2	2	12
		LED712VMR16924KFL	Dimmable 7W 12V MR16 - 2400K, 40° 9050	12	7	50	383	54.6	764	40	2400K	92	>50	2	2	12
		LED712VMR16927KNFL	Dimmable 7W 12V MR16 - 2700K, 20° 9050	12	7	50	425	60.7	2802	20	2700K	92	>50	2	2	12
		LED712VMR16927KFL	Dimmable 7W 12V MR16 - 2700K, 40° 9050	12	7	50	425	60.7	898	40	2700K	92	>50	2	2	12
		LED712VMR16930KNFL	Dimmable 7W 12V MR16 - 3000K, 20° 9050	12	7	50	425	60.7	2802	20	3000K	92	>50	2	2	12
		LED712VMR16930KFL	Dimmable 7W 12V MR16 - 3000K, 40° 9050	12	7	50	425	60.7	898	40	3000K	92	>50	2	2	12
		LED712VMR16941KNFL	Dimmable 7W 12V MR16 - 4100K, 20° 9050	12	7	50	446	63.8	2802	20	4100K	92	>50	2	2	12
	LED712VMR16941KFL	Dimmable 7W 12V MR16 - 4100K, 40° 9050	12	7	50	446	63.8	898	40	4100K	92	>50	2	2	12	
	50W Designer Elite High CRI MR16, Black Housing															
		LED712VMR16927KNFLB	Dimmable 7W 12V MR16 - 2700K, 20° 9050 Black	12	7	50	425	60.7	2802	20	2700K	92	>50	2	2	12
	LED712VMR16927KFLB	Dimmable 7W 12V MR16 - 2700K, 40° 9050 Black	12	7	50	425	60.7	898	40	2700K	92	>50	2	2	12	