



331 GU24 Covered Lamp Specifications

GU24 Base – Compact Fluorescent Covered Lamps

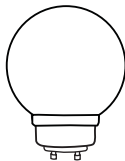
- 8,000 Hours average rated life

The GU24 Base introduces our superior SpringLamp® technology with an easy to use, pin-based socket. All fixtures can be modified to accept a GU24 Lamp by using a Hardwire 331 Socket or a Socket Lock-it #331SKTLKT. GU24 Base CFLs provide cost & energy saving benefits.

Model #	Description	Incandescent wattage comparison	Initial Lumens	Input Line Current	M.O.L. (inches)	Diameter (inches)	CCT (kelvin) available
33109A19	9W A-Lamp	40	450	.15A	3.62	2.26	27, 30, 35, 41, 50, 65
33109G25	9W G25 Globe	40	495	.15A	4.02	3.15	27, 30, 35, 41, 50, 65
33109R20	9W R20 Floodlight	25	300	.15A	3.71	2.53	27, 30, 35, 41, 50, 65
33114A19	14W A-lamp	60	800	.23A	4.60	2.37	27, 30, 35, 41, 50, 65
33114G25	14W G25 Globe	60	800	.23A	4.60	3.12	27, 30, 35, 41, 50, 65
33114G30	14W G30 Globe	60	800	.23A	5.30	3.74	27, 30, 35, 41, 50, 65
33114G40	14W G40 Globe	60	800	.23A	6.47	4.97	27, 30, 35, 41, 50, 65
33114R20	14W R20 Floodlight	50	500	.23A	4.56	2.53	27, 30, 35, 41, 50, 65
33114R30	14W R30 Floodlight	65	650	.23A	4.60	3.71	27, 30, 35, 41, 50, 65
33116R30	16W R30 Floodlight	75	750	.27A	4.64	3.71	27, 30, 35, 41, 50, 65
33116R40	16W R40 Floodlight	75	750	.27A	5.30	4.81	27, 30, 35, 41, 50, 65
33116P30	16W Par30 Floodlight	75	750	.27A	4.75	3.66	27, 30, 35, 41, 50, 65
33119A19	19W A-lamp	60	900	.32A	5.26	2.76	27, 30, 35, 41, 50, 65
33119G30	19W G30 Globe	75	950	.32A	5.49	3.74	27, 30, 35, 41, 50, 65
33119G40	19W G40 Globe	75	950	.32A	6.83	4.99	27, 30, 35, 41, 50, 65




A-Lamp



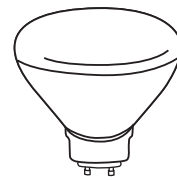
Globe



R20 Flood



R30 Flood



R40 Flood

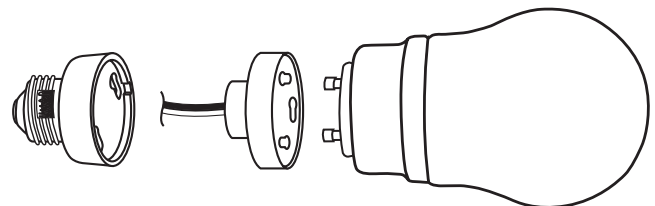
Specifications (at full brightness)

End of Life Protection	Yes
Ballast Type	Electronic
Starting Method	Instant Start
Input Line Voltage	120VAC
Input Line Frequency	50/60HZ
Color Rendering Index	82
Minimum Starting Temperature	-20°F (128.9°C)
Maximum Operating Temperature	160°F (71°C)
UL/C-UL Listed	Yes – E149698
FCC Compliance	47 CFR Part 18
Lamp Operating Frequency	53 KHZ
Lamp Current Crest Factor	< 1.60
Power Factor	> .50
Total Harmonic Distortion	< 150%

Features and Benefits

- GU24 Base
- Long Life, 8,000 hour average rated life
- Lower maintenance and labor costs for lamp replacements
- No lead glass – Better lumen maintenance over life of bulb
- 2700K color temperature closest to incandescent light
- World Class phosphor insures high lumen output and excellent lumen maintenance
- End of life logic guards against failures

Model #	Description	M.O.L. (inches)	Diameter (inches)
331002SKT	2 Wire Socket	.85	1.56
331SKTLKT	GU Socket Lock-it	1.45	1.42



331SKTLKT

331 Socket

331 A19

